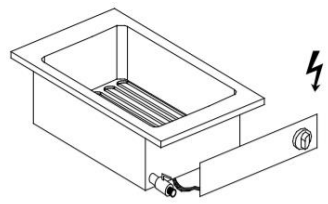
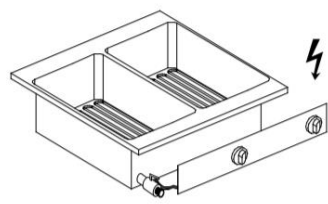
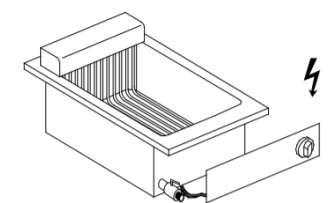
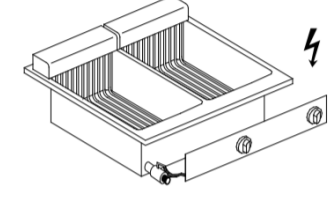


	Omschrijving	Afm. in mm. BxD	kW/V	Prijs
	<p>Type: LFE4850ND Friteuse, 1 pan elektrisch met vast element Inhoud: 6 liter</p>	<p>400 x 557 Inbouwmaat: 380 x 537</p>	<p>3,3 kW 230</p>	<p>944,-</p>
	<p>Type: LFE6850D Friteuse, 2 pan elektrisch met vaste elementen Inhoud: 2 x 6 liter</p>	<p>600 x 557 Inbouwmaat: 580 x 537</p>	<p>6,6 kW 230</p>	<p>1658,-</p>
	<p>Type: LFE4883 Friteuse, 1 pan elektrisch met kantel element Inhoud: 8 liter</p>	<p>400 x 557 Inbouwmaat: 380 x 537</p>	<p>6,3 kW 400</p>	<p>1220,-</p>
	<p>Type: LFE6883D Friteuse, 2 pan elektrisch met kantel elementen Inhoud: 2 x 8 liter</p>	<p>600 x 557 Inbouwmaat: 580 x 537</p>	<p>12,6 kW 400</p>	<p>2180,-</p>