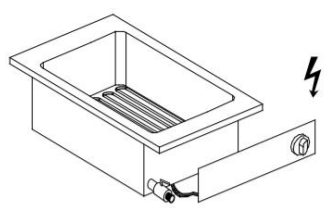
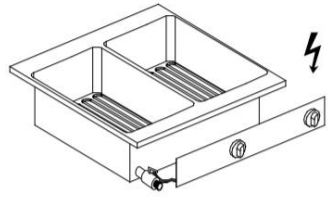
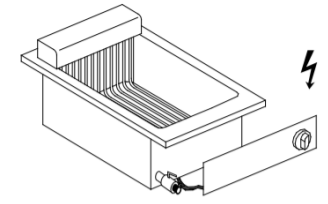
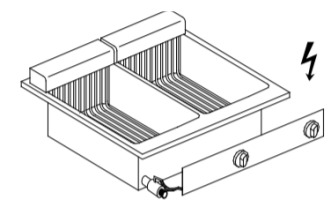


	Omschrijving	Afm. in mm. BxD	Kw/V	Prijs
	Type: LFE4850ND Friteuse, 1 pan elektrisch vast element Inhoud: 6 liter	400 x 557 Inbouwmaat: 380 x 537	3,3 kW 230	958,-
	Type: LFE6850D Friteuse, 2 pan elektrisch vaste elementen Inhoud: 2 x 6 liter	600 x 557 Inbouwmaat: 580 x 537	6,6 kW 230	1683,-
	Type: LFE4883 Friteuse, 1 pan elektrisch vast element Inhoud: 8 liter	400 x 557 Inbouwmaat: 380 x 537	6,3 kW 400	1237,-
	Type: LFE6883D Friteuse, 2 pan elektrisch vaste elementen Inhoud: 2 x 8 liter	600 x 557 Inbouwmaat: 580 x 537	12,6 kW 400	2214,-